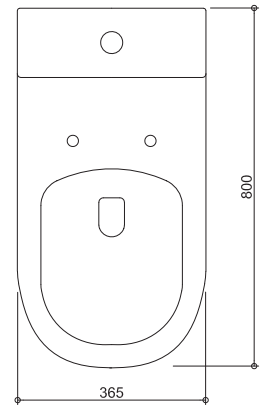
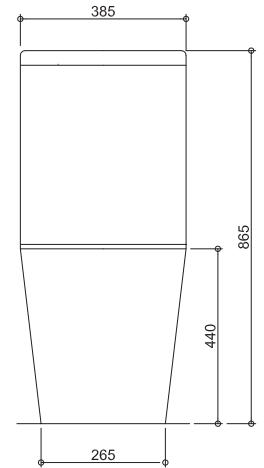
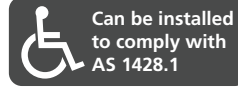


Vienna

VI201C-B (Pan: VI201C-P / Cistern: VI201C-C / Seat: ACC201-6CB / Buttons: ACC201-8CB)

Back To Wall Care Toilet Suite with Blue Seat and Buttons

All dimensions in mm



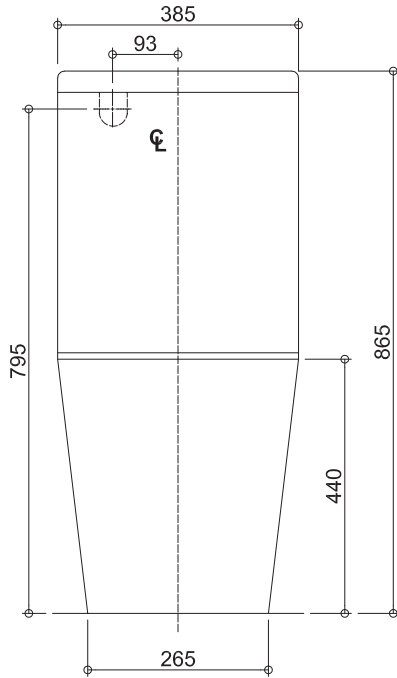
Specifications /

WELs Rating	4 star, 3.5 L avg flush volume
Pan	Rimless/Easy-clean design
Trap(s)	Universal trap for S or P-trap installations. S-trap set out 140 mm - 250 mm as standard. P-trap set out 180 mm floor to centre of outlet.
Cistern	R&T dual flush cistern (4.5 L / 3 L) with raised blue cistern buttons
Fixing	The cistern is fixed directly to the pan with a robust concealed base fixing.
Seat	Lock-in single flap blue toilet seat is provided as standard. UF compression moulded toilet seat, fitted with buffers and metal hinges.
Colours	White / blue seat
Installation	AS1428 Compliance: Refer to the latest standard to ensure installation meets the requirements. The installation of the toilet suite shall be in accordance with the normal minimum drain line grade requirements in AS/NZS 3500.2.
Materials	Vitreous china
Weight	Pan 44.1 kg, cistern 14.2 kg
Parts list	Pan, cistern, buttons, seat, hinges, S-trap connector, seal ring, fixing plate, fixing screw, floor fixing screw
Commercial warranty	10 years vitreous china cistern and pan replacement of product; 5 years replacement seat; 2 years valves and fittings; 1 year seals, buttons and labour (see Oliveri website for full details)
Maintenance and care instructions	All surfaces should be cleaned with mild liquid detergent or soap and water. Do not use cream cleaners or citrus based cleaning products, as they are abrasive. Use of unsuitable cleaning agents may damage the surface. Any damage caused in this way will not be covered by warranty.

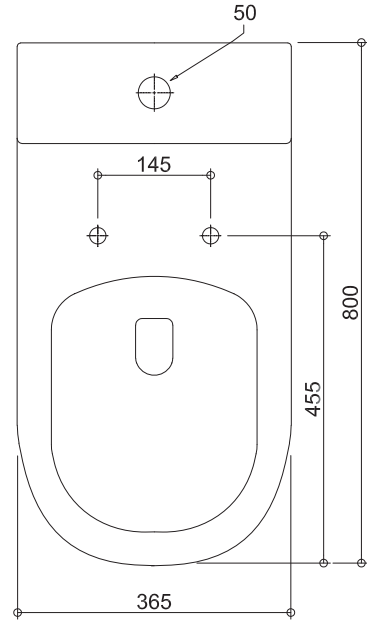
Vienna

VI201C-B (Pan: VI201C-P / Cistern: VI201C-C / Seat: ACC201-6CB / Buttons: ACC201-8CB)
 Back To Wall Care Toilet Suite with Blue Seat and Buttons

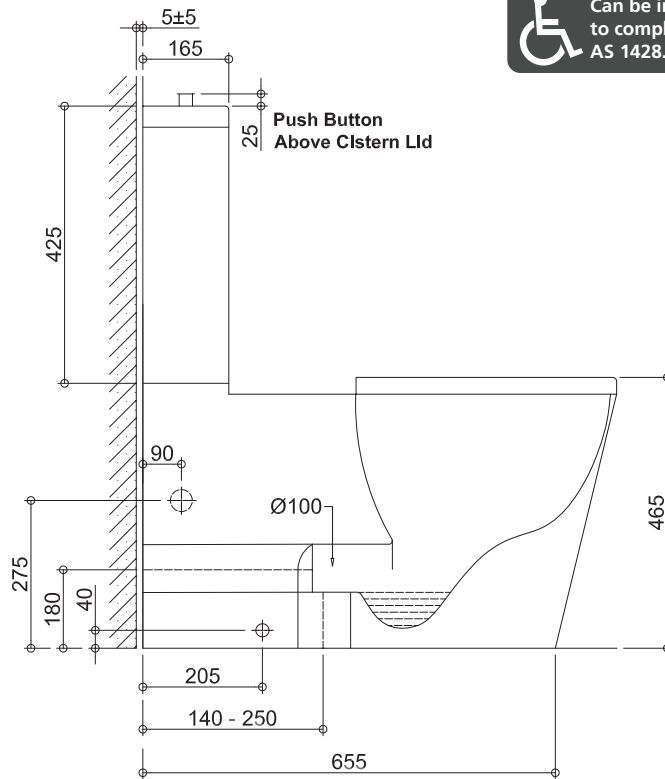
FRONT VIEW



TOP VIEW



SIDE VIEW



Push Button
Above Cistern Lid